



Life is better  
on a Honda



## 2022 FourTrax Recon/ES

### WORK SMARTER

Seems like we all have more to do these days, and less time to do it in. "Work smarter, not harder," they say. "Do more with less." And if those are the keys to success, then 2022 Honda FourTrax Recon is a five-star champion. This rugged, mid-sized ATV can tackle jobs that would leave some larger ATVs gasping. Plus, thanks to its size, it's lighter, more maneuverable, and less fatiguing to operate than the giant four-wheelers. It features a specially designed 250-class engine that delivers plenty of low-rpm torque and power, and you can choose from two versions: one featuring our conventional foot-shift ATV transmission, or the Recon ES model offering Honda's Electric Shift Program (ESP). Best of all, when you choose a Honda Recon, you get bonus-sized performance at a budget-sized price, with Honda's world-famous reliability as standard equipment.

UTILITY ATVS ARE RECOMMENDED FOR RIDERS 16 YEARS AND OLDER. ATVS CAN BE HAZARDOUS TO OPERATE. FOR YOUR SAFETY, BE RESPONSIBLE. READ THE OWNER'S MANUAL. ALWAYS WEAR A HELMET, EYE PROTECTION AND PROTECTIVE CLOTHING. BE CAREFUL ON DIFFICULT TERRAIN. NEVER RIDE AFTER CONSUMING DRUGS OR ALCOHOL, ON PAVED SURFACES, ON PUBLIC ROADS, WITH PASSENGERS, OR AT EXCESSIVE SPEEDS. NO STUNT RIDING. RESPECT THE ENVIRONMENT WHEN RIDING. FourTrax® and Recon® are registered trademarks of Honda Motor Co., Ltd. ©2021 American Honda Motor Co., Inc. (12/21)

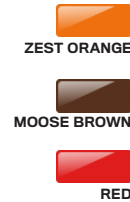




Life is better  
on a Honda



2022  
FourTrax Recon

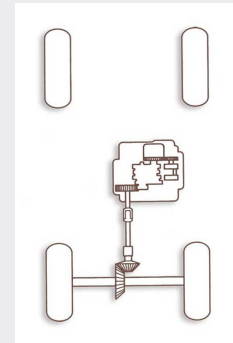


## FEATURES & BENEFITS



### SEMI-DRY-SUMP ENGINE DESIGN

Compact and lighter-weight, the Recon's semi-dry-sump and overhead valve designs create an engine that's not only shorter from top to bottom, but one that enhances handling by lowering the center of gravity while also allowing for better ground clearance.



### LONGITUDINAL ENGINE LAYOUT

By orienting the crankshaft front to back in the chassis in our ATV and side-by-side engines, we route the flow of power straight to the wheels without any unnecessary right-angle detours, reducing powertrain friction and putting more grunt to the ground.



### ELECTRIC SHIFT PROGRAM (ESP)


Shifting between gears should always be this easy. With Honda's available unique ESP system (ES models only), upshifting and downshifting is as simple and fast as pushing one of two handlebar-mounted buttons. ESP is also a bonus when riding in heavy or mud/snow-covered boots.



### SHAFT DRIVE

Clean, efficient, proven, low-maintenance. Shaft drive is the perfect choice for a machine like this, and for riders who pile on the miles. You never have to worry about lubrication or adjustment out on the trail.

2022  
FourTrax Recon ES





Life is better  
on a Honda

2022

# FOURTRAX RECON/ES



**FourTrax Recon**



**FourTrax Recon ES**

<b>ENGINE TYPE</b>	- 229cc air-cooled OHV longitudinally mounted single-cylinder four-stroke	229cc air-cooled OHV longitudinally mounted single-cylinder four-stroke
<b>BORE AND STROKE</b>	- 68.5mm x 62.2mm	68.5mm x 62.2mm
<b>STARTER</b>	- Electric with optional auxiliary recoil	Electric with optional auxiliary recoil
<b>VALVE TRAIN</b>	- SOHC four valves	SOHC four valves
<b>INDUCTION</b>	- 22mm carburetor	22mm carburetor
<b>IGNITION</b>	- CD with electronic advance	CD with electronic advance
<b>TRANSMISSION</b>	- Five-speed and reverse	Five-speed and reverse
<b>DRIVELINE</b>	- Direct rear driveshaft	Direct rear driveshaft
<b>FRONT SUSPENSION</b>	- Independent double-wishbone; 5.1 inches of travel	Independent double-wishbone; 5.1 inches of travel
<b>REAR SUSPENSION</b>	- Swingarm with single shock; 4.9 inches of travel	Swingarm with single shock; 4.9 inches of travel
<b>FRONT BRAKE</b>	- Dual sealed hydraulic drum	Dual sealed hydraulic drum
<b>REAR BRAKE</b>	- Sealed mechanical drum	Sealed mechanical drum
<b>FRONT TIRE</b>	- 22 x 7-11	22 x 7-11
<b>REAR TIRE</b>	- 22 x 10-9	22 x 10-9
<b>LENGTH</b>	- 75.0 inches	75.0 inches
<b>WIDTH</b>	- 40.7 inches	40.7 inches
<b>HEIGHT</b>	- 42.1 inches	42.1 inches
<b>WHEELBASE</b>	- 44.5 inches	44.5 inches
<b>GROUND CLEARANCE</b>	- 6.0 inches	6.0 inches
<b>SEAT HEIGHT</b>	- 31.2 inches	31.2 inches
<b>TURNING RADIUS</b>	- 8.5 feet	8.5 feet
<b>FUEL CAPACITY</b>	- 2.4 gallons, including 0.6-gallon reserve	2.4 gallons, including 0.6-gallon reserve
<b>CURB WEIGHT</b>	- 437 pounds (Includes all standard equipment, required fluids and a full tank of fuel-ready to ride)	443 pounds (Includes all standard equipment, required fluids and a full tank of fuel-ready to ride)
<b>FRONT RACK CAPACITY</b>	- 33 pounds	33 pounds
<b>REAR RACK CAPACITY</b>	- 66 pounds	66 pounds

**One Year Included** Transferable, limited warranty  
**Optional** Extended coverage available with a HondaCare Protection Plan\*.  
 The 2022 Recon is not available for sale in California.