



Life is better  
on a Honda



## 2022 FourTrax Foreman Rubicon 4x4

### TOUGH LUXURY

Nobody likes getting beaten up – whether it's on the schoolyard, in the office, or especially while riding an ATV. So why put up with it – especially when you could be riding a Honda FourTrax® Foreman® Rubicon? Because while the Rubicon is as tough as they come, it provides you with a plush, comfortable ride. That's because every Rubicon comes with Independent Rear Suspension (IRS) for a smooth ride and all-day comfort. Plus, we give every Rubicon a single-cylinder 518cc engine, tough front and rear racks, an easy-to-use reverse system, sharp styling, a handy utility box, and more. And with four models, it's easy to choose the right mix of features, like Honda's automatic DCT or a manual transmission and power steering.

UTILITY ATVS ARE RECOMMENDED FOR RIDERS 16 YEARS AND OLDER. ATVS CAN BE HAZARDOUS TO OPERATE. FOR YOUR SAFETY, BE RESPONSIBLE. READ THE OWNER'S MANUAL. ALWAYS WEAR A HELMET, EYE PROTECTION AND PROTECTIVE CLOTHING. BE CAREFUL ON DIFFICULT TERRAIN. NEVER RIDE AFTER CONSUMING DRUGS OR ALCOHOL. ON PAVED SURFACES, ON PUBLIC ROADS, WITH PASSENGERS, OR AT EXCESSIVE SPEEDS. NO STUNT RIDING. RESPECT THE ENVIRONMENT WHEN RIDING. FourTrax®, Foreman®, Honda Pro Connect™ and TraxLok® are registered trademarks of Honda Motor Co., Ltd. ©2021 American Honda Motor Co., Inc.




PRIOR YEAR MODEL SHOWN



Life is better  
on a Honda



**FourTrax Foreman Rubicon  
4x4 EPS**




**FourTrax Foreman Rubicon  
4x4 Automatic DCT**



**FourTrax Foreman Rubicon  
4x4 Automatic DCT EPS**



**FourTrax Foreman Rubicon  
4x4 Automatic DCT EPS Deluxe**



## FOREMAN RUBICON FEATURES & BENEFITS



### POWERFUL 518cc ENGINE

Every 2022 Foreman Rubicon model features a tough 518cc engine with the horsepower and torque you need for great performance. This power also gives it better hill-climbing ability. Bottom line: Work or play, this is one ATV that always delivers!



### ELECTRIC REVERSE

Available on our Automatic DCT models, this single lever is convenient and easy to operate. It's especially useful when you have to shift from forward to reverse repeatedly, like when you're plowing snow.



### FRONT/REAR CARGO RACKS

The Rubicon's racks feature strong, steel construction and a large flat area. Better yet, they're designed to integrate with our Honda Pro-Connect™ system. You can quickly attach and detach Honda accessories like our cargo boxes, without tools, for added flexibility and convenience.



### INDEPENDENT REAR SUSPENSION (IRS)

The Rubicon's Independent Rear Suspension (IRS) returns two big benefits: First, it helps ensure constant tire contact with the ground for superior traction; second, it gives you a smooth ride over rough terrain, so you don't get beat up on the trail.





Life is better  
on a Honda

2022

# FOURTRAX FOREMAN RUBICON 4X4




	FourTrax Foreman Rubicon 4x4 EPS	FourTrax Foreman Rubicon 4x4 Automatic DCT	FourTrax Foreman Rubicon 4x4 Automatic DCT EPS	FourTrax Foreman Rubicon 4x4 Automatic DCT EPS Deluxe
2022 Model ID	TRX520FM6	TRX520FA5	TRX520FA6	TRX520FA7
INDEPENDENT REAR SUSPENSION (IRS)	✗	✗	✗	✗
AUTOMATIC DCT TRANSMISSION WITH DUAL RANGE (DRIVE/LOW)		✗	✗	✗
MANUAL TRANSMISSION (FOOT SHIFT WITH AUTOMATIC CLUTCH)	✗			
ELECTRIC SHIFT PROGRAM (ESP) MODE		✗	✗	✗
ELECTRIC POWER STEERING (EPS)	✗		✗	✗
TRAXLOK 2WD/4WD/4WD WITH DIFFERENTIAL LOCK	✗	✗	✗	✗
ELECTRONIC FUEL INJECTION	✗	✗	✗	✗
INBOARD REAR DISC BRAKE	✗	✗	✗	✗
ELECTRIC REVERSE		✗	✗	✗
DIGITAL GAUGES WITH MAINTENANCE MINDER	✗	✗	✗	✗
HANDLEBAR-MOUNTED TOP ASSIST LIGHT (50 WATT)	✗	✗	✗	✗
BODY COLOR - RED	●	●	●	
BODY COLOR - OLIVE		●	●	
BODY COLOR - MATTE METALLIC BLUE				●
BODY COLOR - MATTE FORGED BRONZE	●			
BODY COLOR - Honda PHANTOM CAMO	●			●



## Electric Shift Program (ESP)

Shifting has never been this easy: With Honda's ESP system, you get the ease of push-button shifting with the strength of a conventional transmission. Since there's no foot-shift lever, ESP is also a bonus when riding in heavy mud- or snow-covered boots.



## Automatic DCT

The Foreman Rubicon's Honda Automatic DCT transmission offers strong internals, fast shifts, excellent control, true compression braking, and technology that upshifts and downshifts automatically. It's one of the best choices you can make.



## Honda PRO-CONNECT ACCESSORIES

The Foreman Rubicon's racks are designed to integrate with our Honda Pro-Connect™ accessories. You can quickly attach and detach Pro-Connect accessories like our cargo boxes, utility baskets, and more, all without tools, for added flexibility and convenience.

**One Year Included** Transferable, limited warranty

**Optional** Extended coverage available with a HondaCare Protection Plan\*.



Life is better  
on a Honda

# 2022 FOURTRAX FOREMAN RUBICON 4X4



**FourTrax Foreman Rubicon  
4x4 EPS**



**FourTrax Foreman Rubicon  
4x4 Automatic DCT**



**FourTrax Foreman Rubicon 4x4  
Automatic DCT EPS**



**FourTrax Foreman Rubicon 4x4  
Automatic DCT EPS Deluxe**

	FourTrax Foreman Rubicon 4x4 EPS	FourTrax Foreman Rubicon 4x4 Automatic DCT	FourTrax Foreman Rubicon 4x4 Automatic DCT EPS	FourTrax Foreman Rubicon 4x4 Automatic DCT EPS Deluxe
<b>ENGINE TYPE</b>	518cc liquid-cooled OHV longitudinally mounted single-cylinder four-stroke engine	518cc liquid-cooled OHV longitudinally mounted single-cylinder four-stroke engine	518cc liquid-cooled OHV longitudinally mounted single-cylinder four-stroke engine	518cc liquid-cooled OHV longitudinally mounted single-cylinder four-stroke engine
<b>BORE AND STROKE</b>	96.0mm x 71.5mm	96.0mm x 71.5mm	96.0mm x 71.5mm	96.0mm x 71.5mm
<b>INDUCTION</b>	PGM-FI	PGM-FI	PGM-FI	PGM-FI
<b>IGNITION</b>	Fully transistorized ignition	Fully transistorized ignition	Fully transistorized ignition	Fully transistorized ignition
<b>STARTER</b>	Electric with optional auxiliary recoil	Electric with optional auxiliary recoil	Electric with optional auxiliary recoil	Electric with optional auxiliary recoil
<b>CLUTCH</b>	Manual	Automatic	Automatic	Automatic
<b>TRANSMISSION</b>	Five-speed manual with reverse	Five-speed automatic dual-clutch transmission with reverse and Low/Drive subtransmission	Five-speed automatic dual-clutch transmission with reverse and Low/Drive subtransmission	Five-speed automatic dual-clutch transmission with reverse and Low/Drive subtransmission
<b>DRIVELINE</b>	Direct front and rear driveshafts with TraxLok® and locking front differential	Direct front and rear driveshafts with TraxLok and locking front differential	Direct front and rear driveshafts with TraxLok and locking front differential	Direct front and rear driveshafts with TraxLok and locking front differential
<b>FRONT SUSPENSION</b>	Independent double-wishbone; 7.28 inches of travel	Independent double-wishbone; 7.28 inches of travel	Independent double-wishbone; 7.28 inches of travel	Independent double-wishbone; 7.28 inches of travel
<b>REAR SUSPENSION</b>	Independent dual-arm; 8.46 inches of travel	Independent dual-arm; 8.46 inches of travel	Independent dual-arm; 8.46 inches of travel	Independent dual-arm; 8.46 inches of travel
<b>FRONT BRAKES</b>	190mm dual hydraulic discs	190mm dual hydraulic discs	190mm dual hydraulic discs	190mm dual hydraulic discs
<b>REAR BRAKES</b>	170mm hydraulic disc	170mm hydraulic disc	170mm hydraulic disc	170mm hydraulic disc
<b>FRONT TIRES</b>	25 x 8-12	25 x 8-12	25 x 8-12	25 x 8-12
<b>REAR TIRES</b>	25 x 10-12	25 x 10-12	25 x 10-12	25 x 10-12
<b>LENGTH</b>	84.5 inches	84.5 inches	84.5 inches	84.5 inches
<b>WIDTH</b>	47.4 inches	47.4 inches	47.4 inches	47.4 inches
<b>HEIGHT</b>	48.6 inches	48.6 inches	48.6 inches	48.6 inches
<b>WHEELBASE</b>	51 inches	50.9 inches	50.9 inches	50.9 inches
<b>CURB WEIGHT</b>	700 pounds (includes all standard equipment, required fluids and a full tank of fuel ready to ride)	715 pounds (includes all standard equipment, required fluids and a full tank of fuel ready to ride)	729 pounds (includes all standard equipment, required fluids and a full tank of fuel ready to ride)	722 pounds (includes all standard equipment, required fluids and a full tank of fuel ready to ride)
<b>FUEL CAPACITY</b>	3.9 gallons, including 1.3-gallon reserve	3.9 gallons, including 1.3-gallon reserve	3.9 gallons, including 1.3-gallon reserve	3.9 gallons, including 1.3-gallon reserve
<b>TOWING CAPACITY</b>	1322 pounds	1322 pounds	1322 pounds	1322 pounds
<b>FRONT RACK CAPACITY</b>	99 pounds	99 pounds	99 pounds	99 pounds
<b>REAR RACK CAPACITY</b>	187 pounds	187 pounds	187 pounds	187 pounds

**One Year Included** Transferable, limited warranty

**Optional** Extended coverage available with a HondaCare Protection Plan®.