



BIG JOB? CALL THE FOREMAN.

For decades now, anyone who depends on an ATV has come to depend on a Honda Foreman®, the ATV that has always set the highest standards for toughness, build quality, and overall performance in its class. They offer no-nonsense performance, starting with their powerful 518cc engines, tough steel front and rear racks, long-travel suspension, and so much more.

With three models for 2023, it's easy to choose the right one, but here's something to think of: Every Foreman here uses a swingarm rear suspension that's perfect for hard work and towing. If you're looking for a machine with Independent Rear Suspension (IRS), then check out our Foreman Rubicon models.

UTILITY ATVS ARE RECOMMENDED FOR RIDERS 16 YEARS AND OLDER. ATVS CAN BE HAZARDOUS TO OPERATE. FOR YOUR SAFETY, BE RESPONSIBLE. READ THE OWNER'S MANUAL. ALWAYS WEAR A HELMET, EYE PROTECTION AND PROTECTIVE CLOTHING. BE CAREFUL ON DIFFICULT TERRAIN. NEVER RIDE AFTER CONSUMING DRUGS OR ALCOHOL. ON PAVED SURFACES, ON PUBLIC ROADS, WITH PASSENGERS, OR AT EXCESSIVE SPEEDS. NO STUNT RIDING. RESPECT THE ENVIRONMENT WHEN RIDING. FourTrax®, Foreman®, Phantom Camo®, Honda Pro Connect™ and Electric Shift Program® (ESP) are registered trademarks of Honda Motor Co., Ltd. ©2022 American Honda Motor Co., Inc.


Prior Model Year Shown



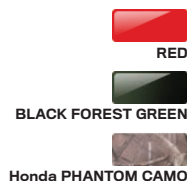
2023 FourTrax Foreman 4x4




FourTrax Foreman 4x4



FourTrax Foreman 4x4 EPS



FourTrax Foreman 4x4 ES EPS



FEATURES & BENEFITS

POWERFUL 518cc ENGINE

We gave the FourTrax® Foreman a tough 518cc engine that cranks out plenty of horsepower and torque. That enhances the Foreman's overall performance, and also gives your Foreman excellent hill-climbing ability.

ELECTRIC REVERSE

Available on our Electric Shift Program® (ESP) model, this single lever is a big improvement when it comes to convenience and ease of operation. It's especially useful when you have to shift from forward to reverse repeatedly, like when you're plowing snow.

FRONT/REAR CARGO RACKS

The Foreman's racks feature strong steel construction and a large flat area. Better still, they're designed so it's easy to attach and remove cargo boxes and other accessories in our Honda Pro-Connect™ line, adding to your Foreman's versatility.

SWINGARM SUSPENSION

The Foreman 4x4 rear swingarm with its solid axle provides superior capability for towing and hauling. Its long suspension stroke and plush seat let you tackle your favorite trail or the toughest chores in comfort all day long.





2023 FourTrax Foreman 4x4

Prior Model Year Shown



FourTrax Foreman 4x4



FourTrax Foreman 4x4 EPS



FourTrax Foreman 4x4 ES EPS

ENGINE TYPE	518cc longitudinally mounted liquid-cooled single-cylinder four-stroke	518cc longitudinally mounted liquid-cooled single-cylinder four-stroke	518cc longitudinally mounted liquid-cooled single-cylinder four-stroke
BORE AND STROKE	96.0mm x 71.5mm	96.0mm x 71.5mm	96.0mm x 71.5mm
INDUCTION	PGM-FI; 36mm throttle body	PGM-FI; 36mm throttle body	PGM-FI; 36mm throttle body
STARTER	Electric with optional auxiliary recoil	Electric with optional auxiliary recoil	Electric with optional auxiliary recoil
VALVE TRAIN	OHV; two valves per cylinder	OHV; two valves per cylinder	OHV; two valves per cylinder
COMPRESSION RATIO	9.5:1	9.5:1	9.5:1
CLUTCH	Automatic	Automatic	Automatic
TRANSMISSION	Five-speed with reverse	Five-speed with reverse	ESP Five-speed with reverse
DRIVELINE	Direct front and rear driveshafts with TraxLok® and front differential lock	Direct front and rear driveshafts with TraxLok® and front differential lock	Direct front and rear driveshafts with TraxLok® and front differential lock
FRONT SUSPENSION	Independent double-wishbone; 7.3-inch travel	Independent double-wishbone; 7.3-inch travel	Independent double-wishbone; 7.3-inch travel
REAR SUSPENSION	Swingarm with single shock; 7.3-inch travel	Swingarm with single shock; 7.3-inch travel	Swingarm with single shock; 7.3-inch travel
FRONT BRAKES	Dual 190mm discs	Dual 190mm discs	Dual 190mm discs
REAR BRAKES	160mm sealed mechanical drum	160mm sealed mechanical drum	160mm sealed mechanical drum
FRONT TIRES	25 x 8-12	25 x 8-12	25 x 8-12
REAR TIRES	25 x 10-12	25 x 10-12	25 x 10-12
LENGTH	82.9 inches	82.9 inches	82.9 inches
WIDTH	47.4 inches	47.4 inches	47.4 inches
HEIGHT	47.8 inches	47.8 inches	47.8 inches
WHEELBASE	50.0 inches	50.0 inches	50.0 inches
SEAT HEIGHT	34.5 inches	34.5 inches	34.5 inches
TOWING CAPACITY	848 pounds	848 pounds	848 pounds
GROUND CLEARANCE	7.5 inches	7.5 inches	7.5 inches
CURB WEIGHT	635 pounds (includes all standard equipment, required fluids and a full tank of fuel)	648 pounds (Includes all standard equipment, required fluids and a full tank of fuel)	653 pounds (Includes all standard equipment, required fluids and a full tank of fuel)
FUEL CAPACITY	3.9 gallons, including 1.3-gallon reserve	3.9 gallons, including 1.3-gallon reserve	3.9 gallons, including 1.3-gallon reserve
TURNING RADIUS	10.5 feet	10.5 feet	10.5 feet
FRONT RACK CAPACITY	88 pounds	88 pounds	88 pounds
REAR RACK CAPACITY	176 pounds	176 pounds	176 pounds



2023 FourTrax Foreman 4x4


Prior Model Year Shown



	FourTrax Foreman 4x4	FourTrax Foreman 4x4 EPS	FourTrax Foreman 4x4 ES EPS
2023 Model ID	TRX520M	TRX520M2	TRX520FE2
SWINGARM WITH ENCLOSED AXLE	×	×	×
ELECTRIC SHIFT PROGRAM (ESP)			×
MANUAL TRANSMISSION (FOOT SHIFT WITH AUTOMATIC CLUTCH)	×	×	
ELECTRIC POWER STEERING (EPS)		×	×
ELECTRIC REVERSE			
TRAXLOK 2WD/4WD/4WD WITH DIFFERENTIAL LOCK	×	×	×
ELECTRONIC FUEL INJECTION	×	×	×
DIGITAL GAUGES WITH MAINTENANCE MINDER	×	×	×
HANDLEBAR-MOUNTED TOP ASSIST LIGHT (45 WATT)	×	×	×
BODY COLOR – RED	●	●	●
BODY COLOR – BLACK FOREST GREEN	●	●	
BODY COLOR – Honda PHANTOM CAMO	●	●	●
BODY COLOR – HARVEST BEIGE			●



Electric Shift Program (ESP) Shifting has never been this easy: With Honda's ESP system, you get the ease of push-button shifting with the strength of a conventional transmission. Since there's no foot-shift lever, ESP is also a bonus when riding in heavy mud- or snow-covered boots.



Automatic DCT The Foreman's Honda Automatic DCT transmission offers strong internals, fast shifts, excellent control, true compression braking, and technology that upshifts and downshifts automatically. It's one of the best choices you can make.



Honda PRO-CONNECT ACCESSORIES The Foreman's racks are designed to integrate with our Honda Pro-Connect™ accessories. You can quickly attach and detach Pro-Connect accessories like our cargo boxes, utility baskets, and more, all without tools, for added flexibility and convenience.